



LEARN MORE
VIVID GAMES

Vivid Games S.A. is one of Poland's leading mobile game developers.

Since 2006, we have been creating exciting games that combine thrilling action and reignite sports emotions in millions of players.

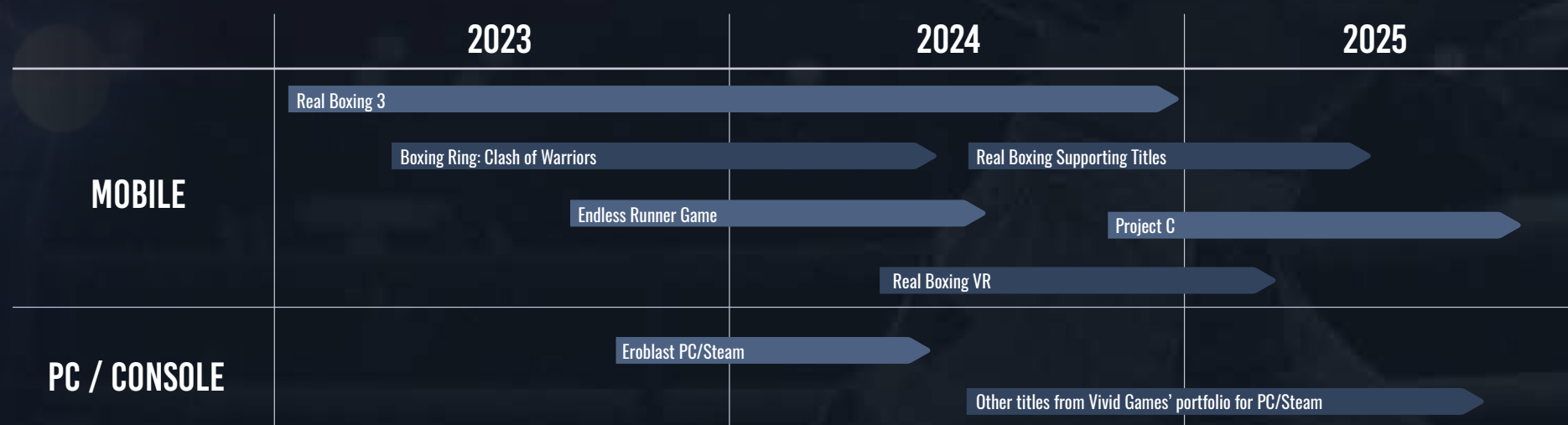
Our flagship game series, "Real Boxing," has been downloaded over 130 million times and is the most recognized brand among boxing games worldwide. For its achievements, the company has received many awards, including "Best Independent Producer" and

"Best Polish Game of the Year" by Digital Dragons and the prestigious Apple award "Editors' Choice."

At Vivid Games, we believe that great games are made by passionate people who care about their craft. The team of 60 talented developers, designers, and artists works tirelessly to bring our games to life. We are constantly pushing the boundaries of what's possible in mobile gaming and beyond.

Vivid Games S.A. is a public company listed on the Warsaw Stock Exchange since 2012.

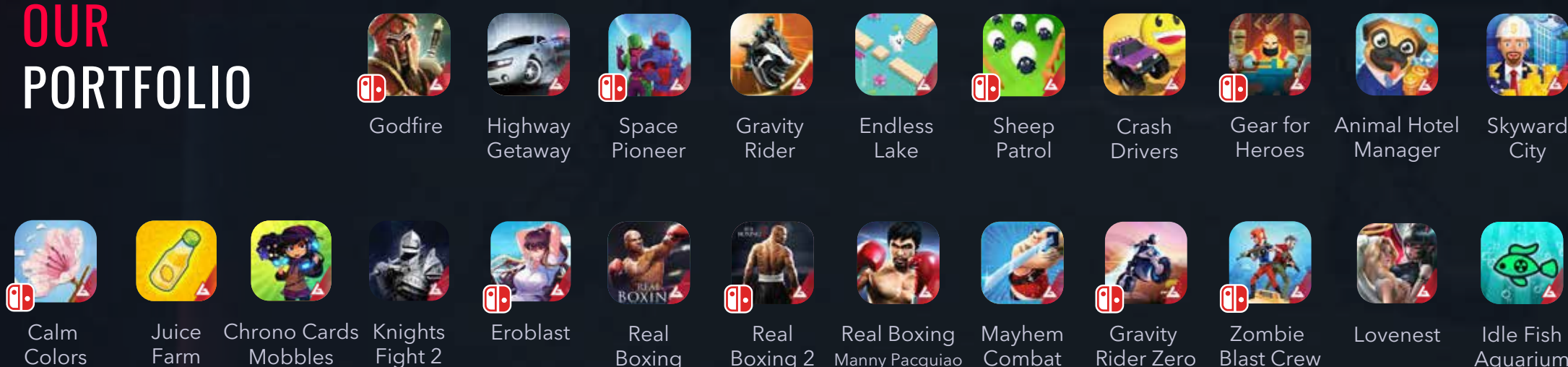
ROADMAP 2023-2025



**130 MLN
DOWNLOADS**



**OUR
PORTFOLIO**

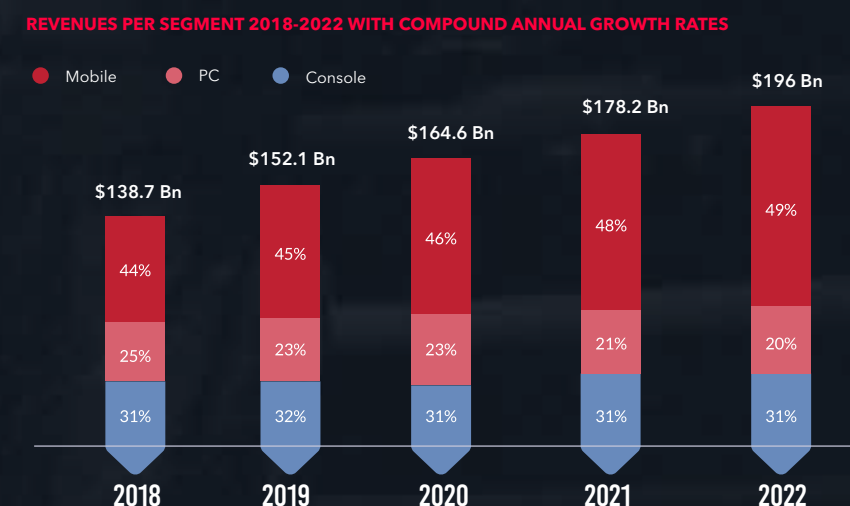


HOW WE SEE THINGS
BUSINESS MODEL

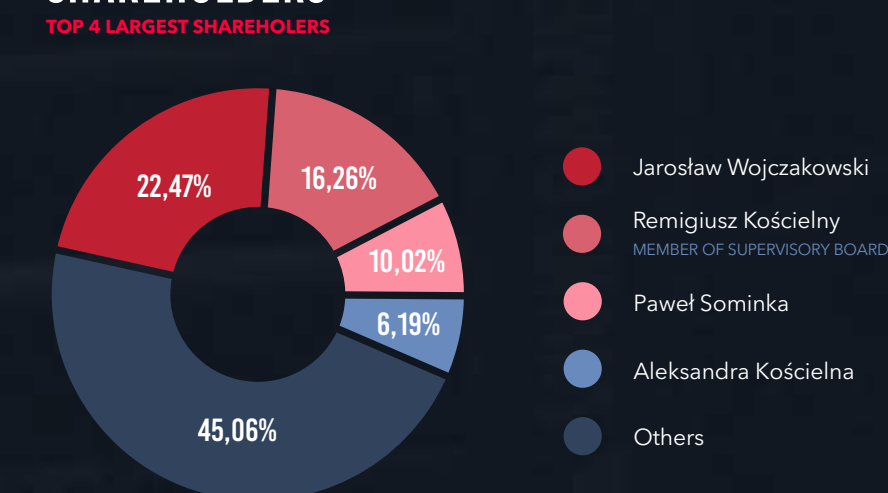
Our business model focuses on growing development competencies and producing sports and casual games for mobile platforms using the previously developed technology. The company also intends to expand through strategic partnerships in joint development, marketing, and license sales to other digital entertainment platforms. We believe that by staying true to our vision and values, we can continue to create world-class games that capture the hearts of gamers everywhere. We invite you to join us on this exciting journey.

- 1 Growing Development Competencies**
We want to develop the current portfolio of games and expand it with new, excellent projects. It is crucial for us to do this efficiently, to maintain a healthy cost account while maintaining high-quality titles. Each game should use the know-how acquired earlier and technologies, mechanics, or solutions produced in the Company. That will allow us to accelerate the release of more titles on the market without losing their appeal to users. We will grow effectively in the coming years. We will enrich project teams with more specialists, primarily in programming and design. We will streamline existing processes, also using new artificial intelligence (AI) and machine learning (ML) tools and solutions.
- 2 Creating Mobile Games**
Consistency in creating high-quality, immersive sports and casual games has allowed us to build a strong brand and an engaged community of users. To continuously develop them and increase revenue streams in parallel, we are producing mobile games with proven mechanics that have the potential to become strong IPs capable of monetization in various digital entertainment channels. We will leverage the existing users community and new marketing channels to promote the next games.
- 3 Growth of the Company through Strategic Partnerships**
We recognize the importance of strategic partnerships in achieving our vision. We seek out partnerships with other gaming companies, publishers and media companies to expand our reach and grow our brand. Through these partnerships, we can leverage existing audiences, cross-promote our games, and access new markets.

GLOBAL GAMES MARKET 2018-2022



SHAREHOLDERS



YEARLY FINANCIAL REPORTS
FINANCIAL DATA 2016 - 2023

	2016	2017	2018	2019	2020	2021	2022	2023
Revenue	12 136,29	9 484,91	10 325,50	12 336,47	27 403,35	24 116,73	37 378,68	20 973,63
EBITDA	7 432,18	5 012,68	1 873,27	6 620,98	7 389,34	-8 556,99	4 985,31	1 224,06
Profit (-loss) on Operating activities	3 414,26	797,79	4 426,88	1 760,12	2 993,41	-14 570,50	1 112,70	-2 173,41
Net profit	2 995,95	-8 251,87	-5 448,87	420,95	2 094,41	-14 856,34	690,47	-2 521,19
Total balance sheet	41 436,76	42 066,20	34 686,42	39 337,33	43 454,29	23 566,89	19 346,06	13 907,28
Fixed assets	33 051,39	31 332,92	31 203,28	922,16	32 133,45	15 878,00	12 783,18	10 601,08
Current assets	8 385,37	10 733,28	3 483,14	5 237,57	11 320,84	7 688,89	6 562,88	3 306,20
Cash	5 584,64	8 200,50	1 813,19	2 640,33	7 991,27	3 052,83	1 687,41	682,1
Equity	24 586,64	19 286,36	15 692,55	16 384,74	21 480,16	6 623,33	7 313,80	4 804,24
Long-term liabilities	6 396,84	14 351,02	15 257,80	9 681,21	12 788,29	7 635,04	3 903,67	1 631,12
Short-term liabilities	10 453,28	8 428,82	3 736,07	13 261,38	9 185,84	9 308,52	8 128,59	7 471,92
Cash flows from operating activities	2 797,75	3 137,51	4 612,39	4 261,81	6 310,88	2 037,65	-890,62	3 042,95

Data was audited or reviewed by an auditor - Source: Consolidated financial statements of Vivid Games S.A. capital group Data in thousands of PLN

VIVID GAMES FACT SHEET

**Apr.
2024**

